

ECMS Workshop

26 June 2023

Reference Data

DeNederlandscheBank

EUROSYSTEM

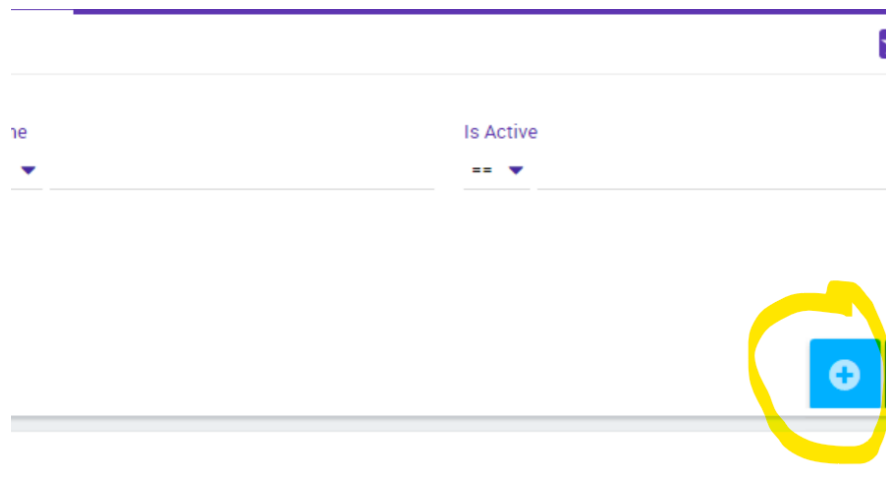
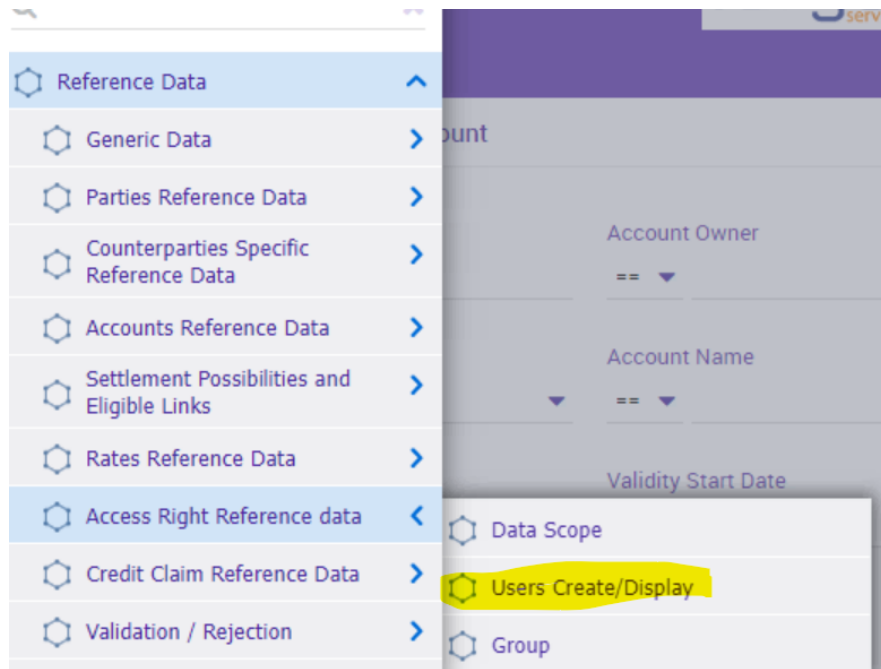
Overview

- Announcements & practical information
- User creation
- Access management
- Account reference data
- Internal asset Accounts/Cash accounts
- Information regarding the pools
- Q&A



Announcements & practical information

- In this workshop we will only deal with the U2A GUI
- Every counterparty has users with admin rights, every user made by DNB has admin rights. These users can grant other users admin rights. Counterparties are from this point on responsible for their own access management
- 4 eyes is available from now, please note that you need to use validator rather than super validator for 4 eyes. Note that at the time of the preparation of the workshop, we did not have the functionality yet, and use a super validator in this workshop
- All counterparties have been sent a pdf & filled a registration form, in this workshop we will show you where you can find this information in ECMS
- Only test the user creation/access management functionality. No other data except for user related data should be put in the system (as we are migrating data)

Creating users in the ECMS






Creating users in the ECMS

Edit: User  

ECMS System User Reference NLDNB-NC0000	Name <u>Name Employee</u>	Is Active ✓
--	------------------------------	----------------

User Properties [0] Groups [0] Security Role [0] User Multi Tenancy [1]


Creating users in ECMS




Addresses (Email)	
Field	Description
Party RIAD Code*	RIAD Code that uniquely identifies your Counterparty. Required format is: Max. 30 characters.
EMAIL*	Enter the Email address that should be used for the purpose selected below. Required format is: Max. 255 characters
Purpose*	Select the purpose for the email address from the list of possible values.





Addresses (Mail)	
Field	Description
Party RIAD Code	RIAD Code that uniquely identifies your Counterparty. Required format is: Max. 30 characters.
Street Address	Enter the street name of the address of your Counterparty. Required format is: Max. 70 characters.
House Number	Enter the house number of the address of your Counterparty. Required format is: Max. 16 characters.
Postal Code	Enter the postal code of the address of your Counterparty. Required format is: Max. 16 characters.
City	Enter the city of the address of your Counterparty. Required format is: Max. 70 characters.
State or Province	Enter the state or province of the address of your Counterparty. Required format is: Max. 35 characters.
Country Code	Enter the country code of the address of your Counterparty. Required format is: Max. 2 characters.
Purpose	Select the purpose for the address from the list of possible values.


Addresses (BIC)	
Field	Description
Party RIAD Code*	RIAD Code that uniquely identifies your Counterparty. Required format is: Max. 30 characters.
BIC Address*	Enter the BIC Code of the Party in the ECMS. Required format is: Max. 11 characters.
Purpose	Select the purpose for the BIC code from the list of possible values.



Creating users in ECMS



Edit: User Properties 



10   0 

Property 	User Property Value 	Update Date 	Updater User Id 
No results were found for the search criteria specified			



Edit: User Properties  

Property	User Property Value
Data Scope 	Default_468 NLXXX DNB1 

Creating users in ECMS

Counterparty Administrator User*	
Field	Description
ECMS System User Reference*	Enter the ECMS System User Reference of the user. Required format is: Max. 35 characters.
Name*	Enter the name of the user. Required format is: Free text.
User DN*	Enter the DN of the user.
Role ID*	Select the roles to be attributed to the user.
Party RIAD Code*	RIAD Code that uniquely identifies your Counterparty. Required format is: Max. 30 characters.
isActive*	Select if user is active by selecting True or inactive by choosing false.

Creating users in ECMS

Edit: User Properties



10 ▾



Property ▾	User Property Value ▾	Update Date ▾	Updater User Id ▾
------------	-----------------------	---------------	-------------------

No results were found for the search criteria specified



Edit: User Properties



Property

User Property Value

DN ▾

[Enter DN Here]



Adding Roles [Via User properties]

List: Assigned Roles

10

Assigned Roles	Update Date	Updater User Id
No results were found for the search criteria specified		

Edit: Assigned Role

Assigned Roles

- Super Validator
- Validator
- ECMS ENTITY - U2A ELA MANAGEMENT READ ONLY - #74
- ECMS ENTITY - U2A BANKING GROUP MANAGER PROCESSES READ ONLY - #75
- ECMS ENTITY - U2A CREDIT CLAIM MANAGEMENT EXECUTION - #76
- ECMS ENTITY - U2A CREDIT CLAIM MANAGEMENT READ ONLY - #77
- ECMS ENTITY - U2A CORPORATE ACTIONS AND TAX MANAGEMENT EXECUTION - #78
- ECMS ENTITY - U2A CORPORATE ACTIONS AND TAX MANAGEMENT READ ONLY - #79
- ECMS ENTITY - U2A STATEMENTS EXECUTION - #80
- ECMS ENTITY - U2A STATEMENTS READ ONLY - #81
- ECMS ENTITY - U2A OTHER SUPPORT FUNCTIONALITIES EXECUTION - #82

Error

ECMS-Referential-0034: Roles must always be a couple:
Validator/Supervisor + Business role.

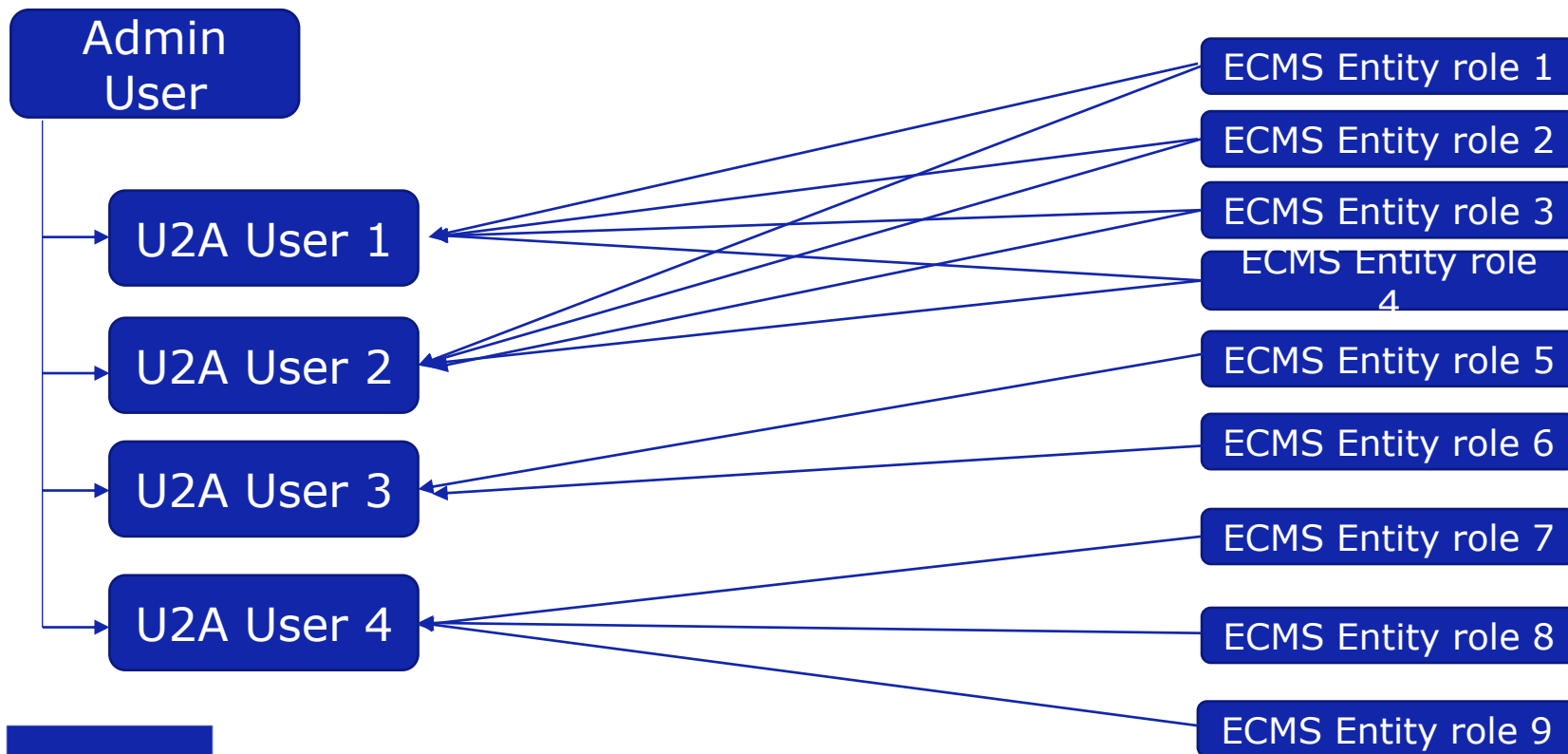
OK Details>>

Roles

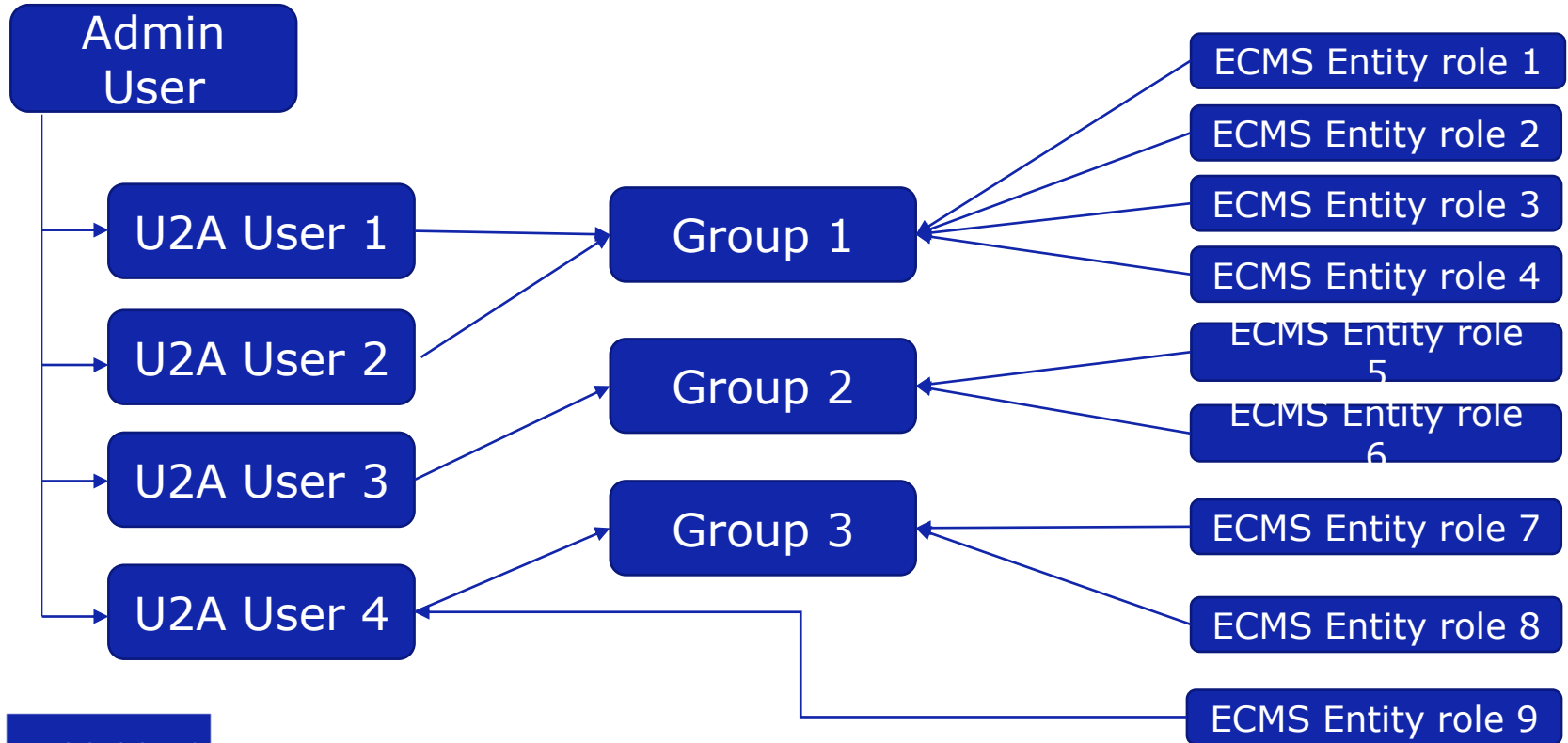
Role	Overview	Variant
Counterparty U2A Party Administrator	The role allows the user constellation configuration and the counterparty security management in regards of roles related with the own counterparty data scope. With this role the user is able, for example, to create/delete users, groups, to assign/remove a set of roles to users and groups, etc.	Execution Read Only
Counterparty U2A General Reference Data	The role allows the access to all relevant reference data constellation for the counterparty data scope. With this role the user is able, for example, to see its asset accounts, settlement possibilities, etc.	Read Only
Counterparty U2A Triparty Reference Data	The role allows the access to all relevant triparty reference data constellation for the counterparty. With this role the user is able, for example, to see the triparty transaction details.	Read Only
Counterparty U2A Pool Reference Data	The role allows access to all relevant reference data information related to the pool configuration under the counterparty data scope.. With this role the user is able, for example, to see the pool configuration details.	Read Only
Counterparty U2A Marketable Asset (De)Mobilisation	The role allows the management and monitoring of marketable assets (de)mobilisations under the counterparty data scope.	Execution Read Only
Counterparty U2A Credit Claim Management	This role allows the management or monitoring of credit claims.	Execution Read Only
Counterparty U2A Cash Collateral	The role allows the management or monitoring of the cash collateral related processes in the ECMS.	Execution Read Only

Counterparty U2A Externally Managed collateral	The role allows the monitoring of the externally managed collateral.	Read Only
Counterparty U2A Open Market Operations	The role allows the monitoring of open market operations.	Read Only
Counterparty U2A Standing Facilities	The role allows the management or monitoring of the marginal lending on request and automatic marginal lending functionalities.	Execution Read Only
Counterparty U2A Credit Freezing	The role allows the management or monitoring of the credit freezing functionalities.	Execution Read Only
Counterparty U2A Credit Line	The role allows the management of the maximum credit line functionality, and the monitoring of the credit line covered by an ECMS pool. With this role the user is able, for example, to monitor the maximum credit line.	Execution Read Only
Counterparty U2A Pool Position	The role allows the counterparty pool monitoring. The user is able to see the pool overview, pool valuation and pool position.	Execution Read Only
Counterparty U2A ELA Management	The role allows the monitoring of ELA operations.	Read Only
Counterparty U2A Banking Group Management	The role allows the monitoring of the banking group pool details.	Read Only
Counterparty U2A Corporate Actions and Tax Management	The role allows the management and monitoring of corporate actions and taxes related processes.	Execution Read Only
Counterparty U2A Statements	The role allows the generation and downloading of U2A statements, as well as the downloading of the pre-generated A2A statements in xml format.	Execution Read Only

Using roles within the ECMS



Using groups within the ECMS



Creating Groups

Create / Display : Group

Group Id Group Name Update Date

test Test

Assigned Roles Group Properties

Assigned Roles [0] Group Properties [0]

Assigned Users

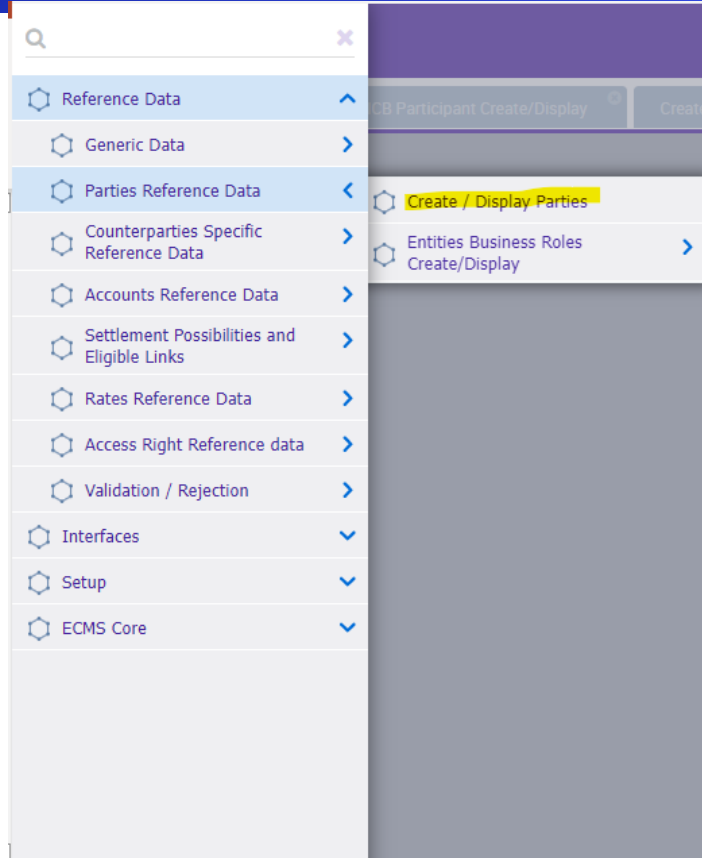
Assigned Users [0]

List: Assigned Users

ECMS System User Reference	Name	Is Active	Update Date	Updater User Id
No results were found for the search criteria specified				

Create

Account reference data



Account reference data

Create / Display : Parties ★ ^

Party Internal Id == ▾	Party RIAD Code == ▾	Party Short Name == ▾	BIC == ▾
Country Code == ▾	Is Active == ▾	Party Type == ▾	Creation Date == ▾
Validity Start Date == ▾	Validity End Date == ▾	Update Date == ▾	

↻ Reset 🔍 Search

Search Result : Parties > View : Party History ^

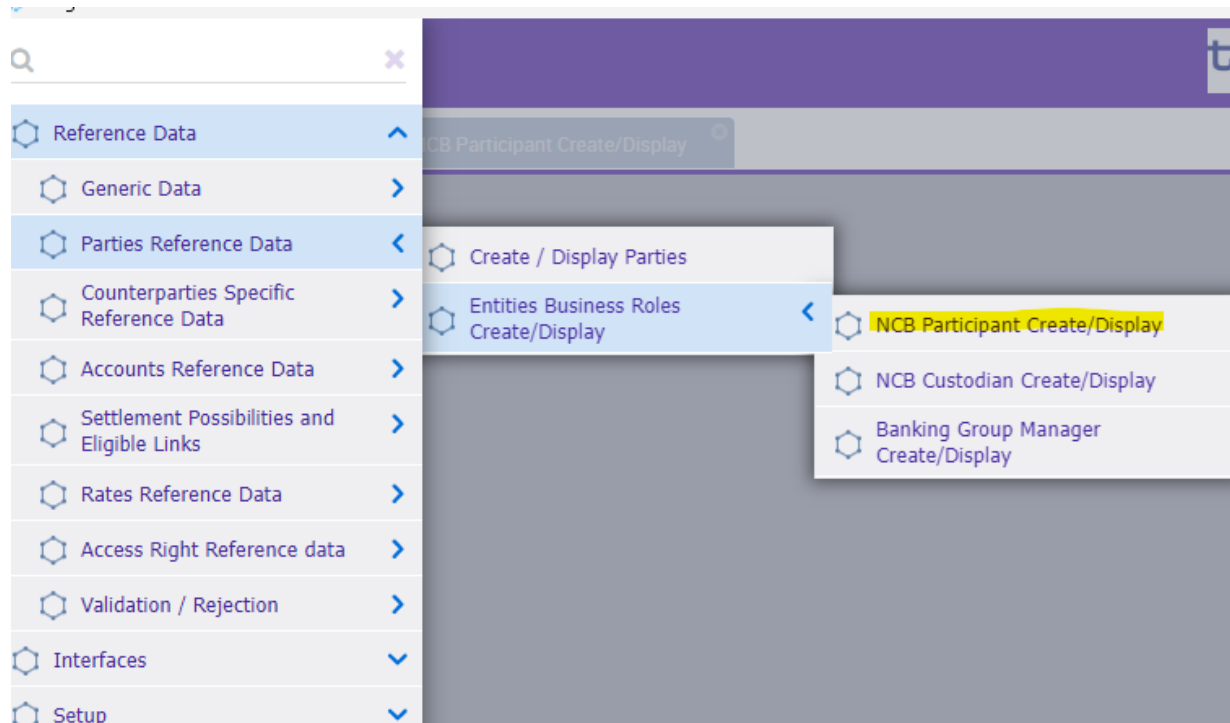
- Address Details [0]
- Additional Codes [0]
- Contact Information [1]

Contact Information ^

10 ▾

Contact Name	Email	Telephone	Update Date	Creation Date	Updater User Id	Fax	Function / Business area	Email2
--------------	-------	-----------	-------------	---------------	-----------------	-----	--------------------------	--------

Account reference data



Account reference data

Create / Display : NCB Participant



Party RIAD Code == ▾	Party Short Name == ▾	Party Name == ▾	Country Code == ▾
BIC == ▾	Is Active == ▾	ECMS Entity Type == ▾	Creation Date == ▾
Validity Start Date == ▾	Validity End Date == ▾	Update Date == ▾	

[Reset](#) [Search](#)

Search Result : Internal Client > View : NCB Participant

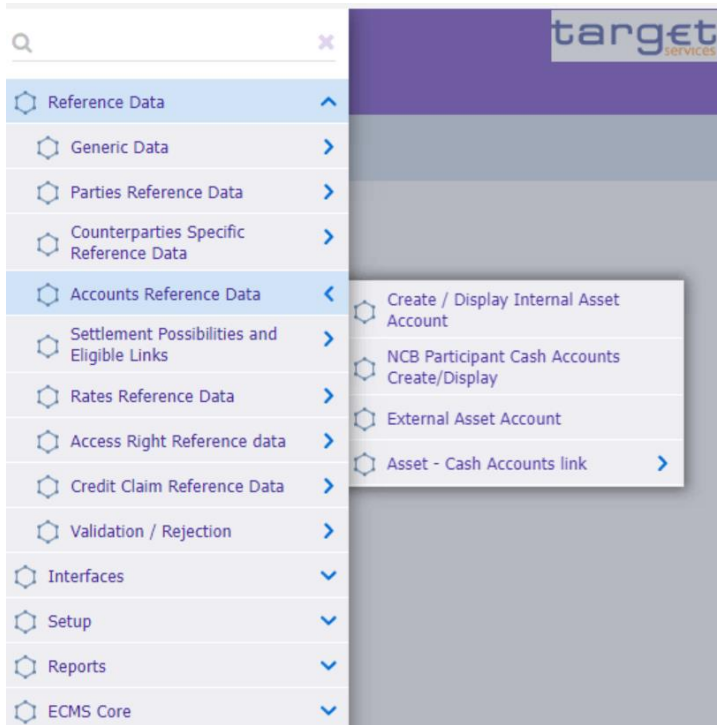


General Information

Party Internal Id	Party RIAD Code	Party Short Name	Party Name	US Taxpayer Certification Status
Country Code	ECMS Entity Type	BIC		

Internal Asset Account [2]
Additional Codes [1]
Blocking Status
ADDRESS DETAILS [13]
External Cash Account [1]
Tax Documentation [0]

Account Reference data



Cash & Internal asset account

Search Result : NCB Participant Cash Account

10

Q 1

Account Referen...	Account Na...	Account Ow...	Account Ow...	Account Ow...	Account Se...	Account Nu...	Account Cu...	Account Ty...	Is Active	Validity Star...	Validity End...	Update Dat...	Updater Us...	Creation Da...
Account_ref	NL Bank	NLXX	NL Bank	BIC	NL001	Account nu...	EUR	CLM Main C...	Yes	15/05/2023		14/05/2023 ...	NLDNB-NB1...	14/05/2023 ...

History

View

Search: Internal Asset Accounts

Account Reference == Account Owner == Account Name == Account Type ==

Account Servicer == Collateralisation technique == Asset Category == Is Active ==

Validity Start Date == Validity End Date == Creation Date == Update Date ==

Reset

Search

List : Internal Asset Accounts

10

Q 2

Account Reference	Account Ow...	Account Se...	Account Ty...	Account Na...	Asset Categ...	Collateralisa...	Account Ow...	Is Active	Validity Star...	Validity End...	Updater Use...	Update Date...	Creation Da...
NL MA1	NL	NL001	ECMS Count...		MARKETABL...	PLEDGE		Yes	01/03/2023		ESOTADMIN2	23/02/2023 1...	23/02/2023 1...
NL MA2	NL	NL001	ECMS Count...		MARKETABL...	PLEDGE		Yes	01/03/2023		ESOTADMIN2	23/02/2023 1...	23/02/2023 1...

History

View

Pools

MegaLend

Pool Structure

Pool General Reference Data

Pool General Reference Data

Counterparty RIAD Code == ▾ CLM MCA == ▾ CLM CB Account == ▾

Contingency Cash Account == ▾ CB Contingency Cash Account == ▾

Validity Start Date == ▾ Validity End Date == ▾

Reset Search

List : Pool General Reference Data

10

2

Pool Type	Pool Identif.	Pool Referenc.	Counterpart.	CLM MCA	CLM CB Ac.	Contingenc.	CB Conting.	Absolute Cr.	Relative Cr.	Validity Sta.	Validity End.	Creation Da.	Update Dat.	Updater Us.
-----------	---------------	----------------	--------------	---------	------------	-------------	-------------	--------------	--------------	---------------	---------------	--------------	-------------	-------------

Q&A

Thank you for your attention. If you have any questions after the training, feel free to contact the helpdesk at ECMS-testsupport@dnb.nl